



Andy Billett
Public Health
Analyst
Gateshead Primary
Care Trust

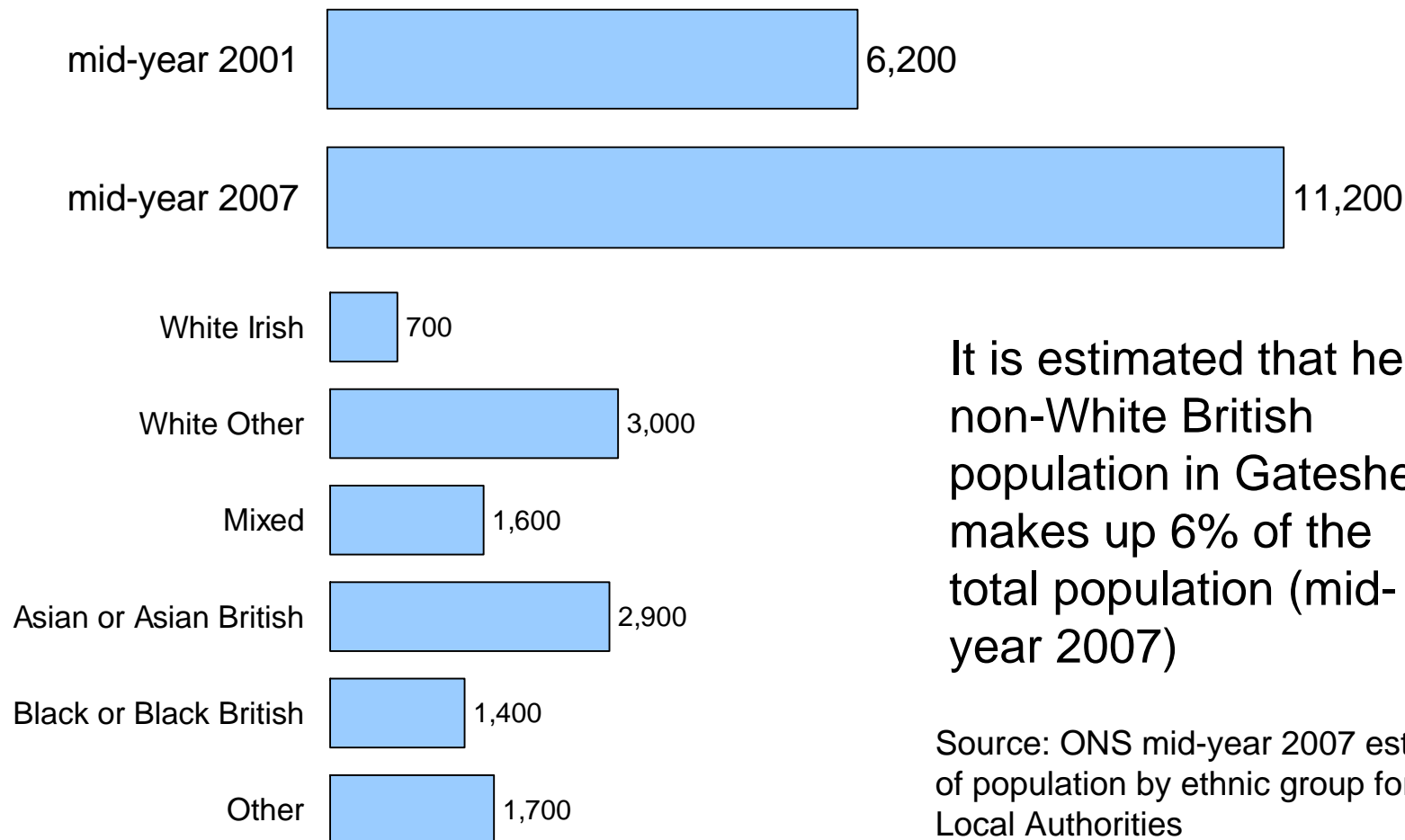


Health and care issues affecting people from black and minority ethnic (BME) groups in Gateshead

The BME population in Gateshead



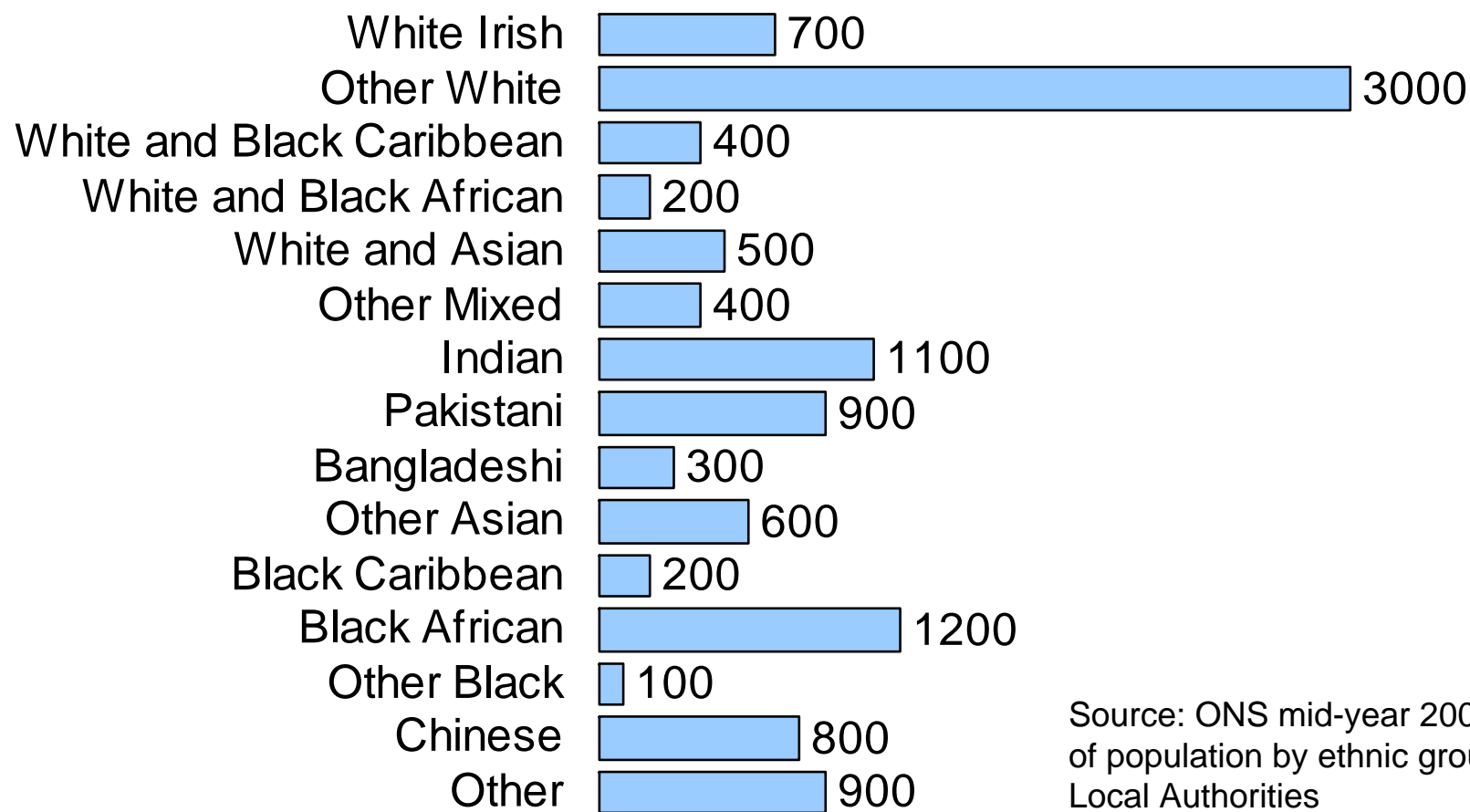
Gateshead non-White British population



It is estimated that the non-White British population in Gateshead makes up 6% of the total population (mid-year 2007)

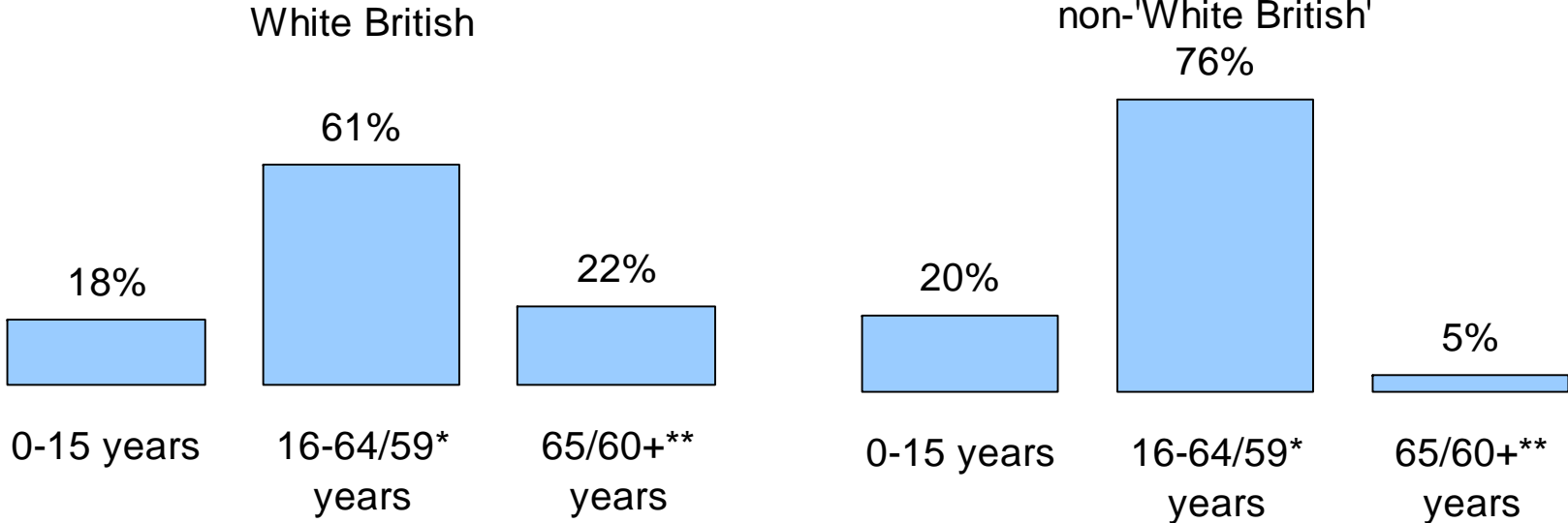
Source: ONS mid-year 2007 estimates of population by ethnic group for English Local Authorities

The BME population in Gateshead mid-year 2007 (ONS estimates)



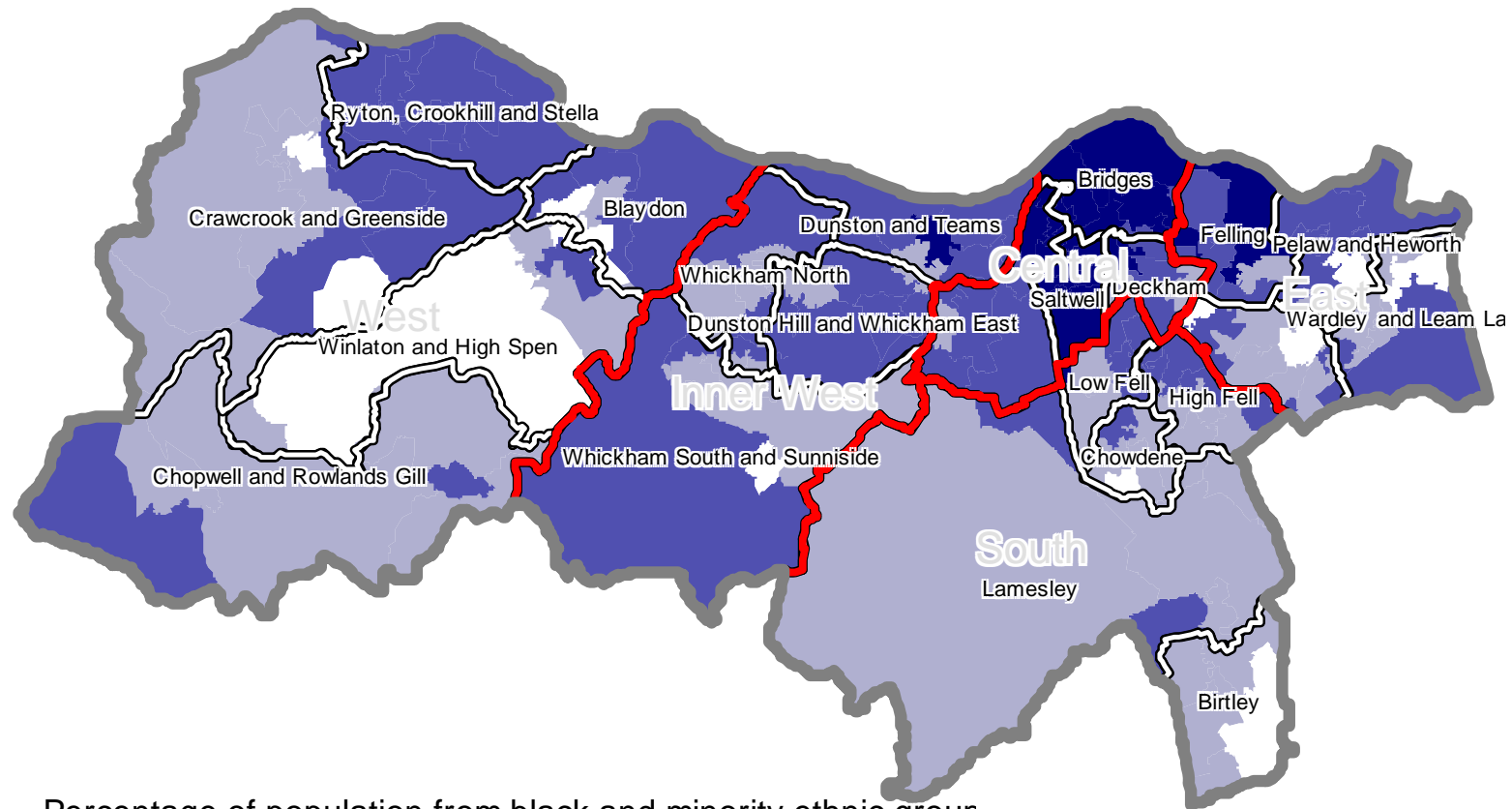
Source: ONS mid-year 2007 estimates of population by ethnic group for English Local Authorities

The BME population in Gateshead by age group



Source: ONS mid-year 2007 estimates of population by ethnic group for English Local Authorities

The BME population in Gateshead



Percentage of population from black and minority ethnic group at 2001 Census by lower layer super output area

- 5% to <30%
- 2% to <5%
- 1% to <2%
- 0% to <1%

Source: ONS 2001 Census

Reproduced by the permission of Dotted Eyes.
© Crown copy right or database right 2008.
All rights reserved. Licence number 100019918

Health issues affecting BME groups from 2004 Health Survey for England



Diabetes

Higher risk for Black Caribbean, Pakistani, Indian and Bangladeshi men and women

Smoking

Bangladeshi men (40%), Irish men (30%)
Pakistani men (29%) All men (24%)

Alcohol

Consumption lower than in general population in all BME groups except Irish

Obesity

Higher risk for Black Caribbean men, Irish men, Black African women, Black Caribbean women and Pakistani women

Physical Activity

Proportion doing 30 mins x 5 per week
Pakistani women(14%)
Bangladeshi women (11%)

Findings of local studies



2005

Participatory Appraisal among
BME communities

2006

Survey by Gateshead Health
BME service user group

2009

Mental Health Needs
Assessment of Black and
Minority Ethnic Communities

2010

Gateshead Joint Strategic
Needs Assessment

2005 Participatory Appraisal



Focus groups

Open questions seeking views on wide range of issues affecting health and wellbeing among members of BME community

What is special about Gateshead?

Saltwell Park, Metro Centre, Millennium Bridge, Angel

Problems and issues?

Litter and dog fouling, racism, no problems

Solutions?

More job opportunities, better litter collection, more police, anti-racism education

2006 Survey of BME Service Users at Queen Elizabeth Hospital - concerns



Positives

Transport to hospital	Reception services
Signs	Getting from parking to reception
Satisfaction with GP services	Staff attitudes
Access to female GP	

Concerns

After discharge care	Interpreting
Food in hospital	Cultural and religious awareness
Waiting times	GP same day appointments
Understanding information given	Cost of bus travel

NB 96% of sample Asian

2009 local Mental Health Needs Assessment for BME Population



Cultural Competence	Develop cultural competence within services. Staff training in race equality and cultural awareness.
Interpreting, information	Improved free access to interpreting services, better availability of translated information.
Talking therapies	Target these new services towards BME communities. Ensure services are sensitive to traditional and cultural values.
Monitor uptake of services	Regular monitor and review of uptake of services by ethnic group. Presentation of findings to stakeholders.
Community Health Workers	Fund community health workers with links to BME communities and with relevant language skills. One-stop health drop ins.

Gateshead 2010 Joint Strategic Needs Assessment



JSNA considers all health, wellbeing and care issues and prioritises them. In 2010 it highlighted the following issues which particularly affect the BME population.

Mental health and emotional wellbeing

Low uptake of services among BME groups. Need to ensure that new talking therapies are being accessed by all in proportion to need, including BME groups. Need greatest among 25-54 year olds.

Migrants

Migrants experience poor health outcomes, particularly mental ill health including post-traumatic stress disorder. Also concerns about homelessness, sexual health and educational attainment.

Bullying and discrimination

Monitoring and review of bullying and discrimination incidents shown to be effective. Also anti-bullying awards.

Chinese community



- 2006 meeting of “Our Voice” forum
- Took place in Newcastle
- Attended by 30+ members of Chinese community at Chinese Community Centre
- Facilitated via interpreter
- 50% of people attending were not registered with a GP
- Accessed health care largely through A&E
- Largely employed in catering trade – long unsocial hours

Quality of information on ethnic group



Percent of records with a valid ethnic group code

Social care 2010 97%

GP Practices

2006 40%

2010 70%

12 out of 33 practices have
100% valid coding or close

Hospitals

Inpatients 2005/06 86%

Inpatients 2009/10 95%

Outpatients 2005/06 0%

Outpatients 2009/10 ?

Social Care Clients 2010 by broad ethnic group



White British	5271	98.0%
Irish	32	0.6%
White other	17	0.3%
Asian	11	0.2%
Black African	<5	-
Black Caribbean	9	0.2%
Chinese	<5	-
Other ethnic group	18	0.3%
Unknown	11	0.2%

Hospital admissions



Number and rate of admissions to Gateshead Health NHS Trust (Queen Elizabeth Hospital) in 2009/10

Emergency admissions

Admissions

White British 31,260 (98%)


non-White British 740 (2%)

Broad age-standardised rates per 1,000 population

White British 149 per 1,000 pop.

non-White British 88 per 1,000 pop.

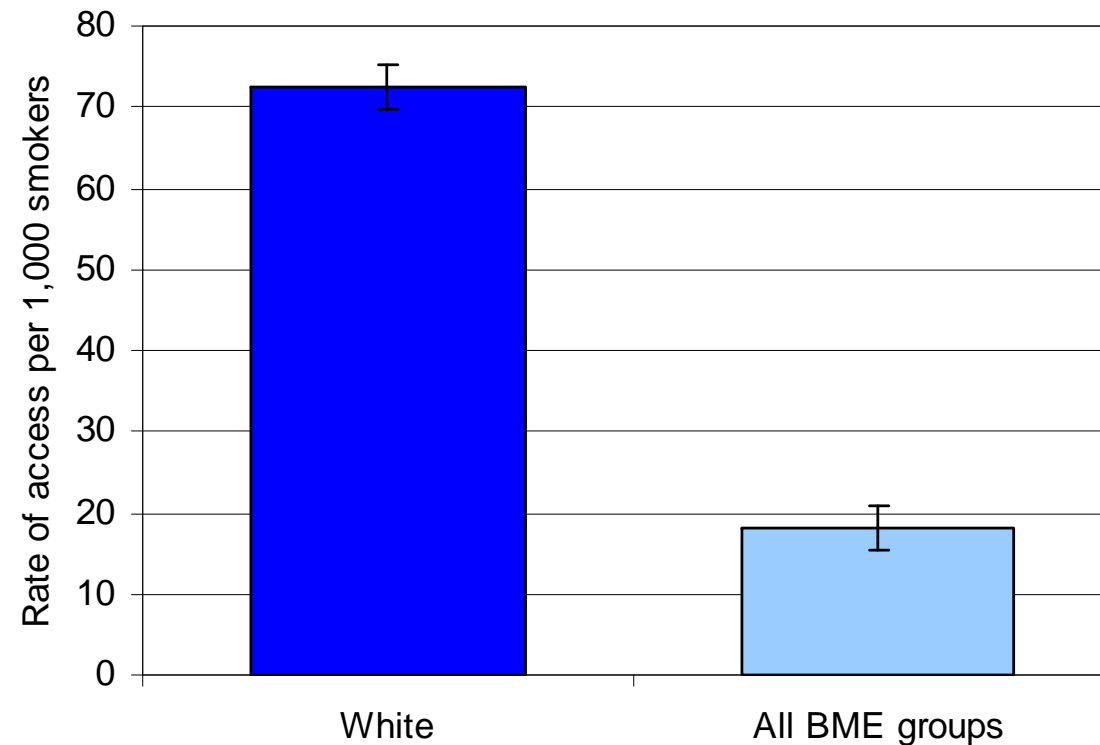
Broad age-standardised emergency hospital admission rates in Gateshead in 2009/10 per 1,000 population



Uptake of Stop Smoking Services

Rate of access of Stop Smoking Services in Gateshead in 2007/08 by broad ethnic group

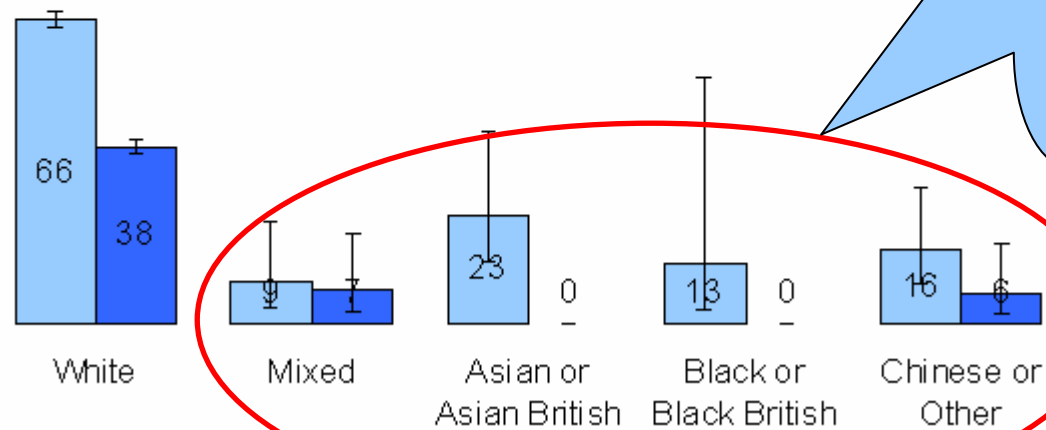
12 non-white British service users in 2007/08 – a need to attract **50** clients from this group for fair representation



Stop Smoking Services - rate of access of by broad ethnic group

Rate of access of Stop Smoking Services in Gateshead by broad ethnic group per 1,000 smokers 16 years and over per year in 2009 and 2010

□ Intermediate ■ Specialist



Low access rates, but how many service users need to be recruited for fair access for all groups?

Stop Smoking Services - rate of access of by broad ethnic group



- People from black and minority ethnic groups are under-represented among service users, but intermediate advisers have been more successful in engaging these groups. The shortfall is small as a proportion of all service users but high compared to current BME users.

	Service users from BME groups per year, 2009-2010	Expected service users if BME access services at same rate as white population
Gateshead	20	100
South Tyneside	20	250
Sunderland	40	180

Equity audit of cervical screening programme 2007



“Ethnicity should be recorded as part of the screening programme to better understand inequalities in access that may exist across South of Tyne and Wear.”

NHS South of Tyne and Wear, 2007

What issues are important to
you or your community?

Are there any issues that have
been missed?